2026

WELCOME TO KYSHIN

PLASTIC PROCESSING AUTOMATION

塑料成型自动化
周边辅助设备
系统设计与实施
全球技术服务



KYSHIN MACHINERY
PRODUCT CATALOGUE
产品目录

PLASTIC PROCESSING AUTOMATION AND AUXILIARY EQUIPMENT

GUANGZHOU KYSHIN MACHINERY CO. LTD

No. 1213 Yayun Avenue, Shilou Town, Panyu District, Guangzhou, China
kyshin@kyshintech.com +86 137 6334 5793

2026 EDITION

WELCOME TO KYSHIN

AUTOMATION / AUXILIARY EQUIPMENT

产品目录

CONTENTS

公司介绍
COMPANY PROFILE

公司简介 01
Company Profile

中央供料供水系列
CENTRAL FEEDING & COOLING WATER SYSTEM

系统总览 02
System Overview
中央供料系统 / 中央冷却水系统 03
Central Feeding System / Central Cooling Water System

供料输送系列
FEEDING AND CONVEYING SERIES

独立式吸料机 04
Mount-on Autoloader
分体式吸料机 04, 06
Separate Hopper Autoloader
一机双斗吸料机 05
Double Hopper Autoloader
一机多斗吸料机 05
Multi-Hopper Autoloader

干燥除湿系列
DRYING AND DEHUMIDIFYING SERIES

料斗干燥机 07–08
Hopper Dryer
欧化料斗干燥机 09–10
Euro Hopper Dryer
蜂巢转轮除湿机 11–12
Desiccant Rotor Dehumidifier
三机一体除湿干燥机 13–14
3-in-1 Dehumidifying Dryer

冷热交换系列
COOLING AND HEATING SERIES

水式模温机 15–16
Water Temperature Controller
油式模温机 17–18
Oil Temperature Controller
风冷式冷水机 19–20
Air-Cooled Chiller
水冷式冷水机 19, 21
Water-Cooled Chiller
水冷式中央冰水主机 22
Water-Cooled Central Chiller

计量混合系列
MIXING AND DOSING SERIES

计量式色母机 23–24
Volumetric Doser
称重式混料机 25–27
Gravimetric Blender
立式拌料机 28
Vertical Mixer
大型立式搅拌机 29–30
Large Vertical Mixer
储料箱 31
Material Storage Bin
两料比例阀 32
Two-Material Proportioning Valve
输送带 32
Belt Conveyor

破碎回收系列
CRUSHING AND RECYCLING SERIES

强力破碎机 33–34
Heavy-Duty Granulator
静音破碎机 35–36
Sound-Insulated Granulator

产品配件
PRODUCT ACCESSORIES

配件列表 37
Product Accessories



公司简介 COMPANY PROFILE

深耕塑料成型自动化及周边辅助设备领域 15 年，我们始终专注于产品研发、制造、销售与技术服务，为全球客户提供专业、高效、可靠的一站式解决方案。公司产品广泛应用于注塑、吹塑、挤出等塑料加工领域，可满足 PET 加工、医疗制品、塑料管材及其他塑料制品生产中的供料、干燥、混合、温控、冷却、粉碎回收及自动化输送需求。

公司拥有数控剪板、数控冲压、数控折弯等专业生产设备，并汇聚了经验丰富的研发、制造、销售和服务团队。我们坚持以客户需求为导向，以自主创新为动力，结合专业的系统设计、现场实施能力和完善的服务体系，为客户提升生产效率、产品质量与综合效益。未来，我们将继续推动技术创新，研发更加智能、节能、环保的塑料工业设备，与客户携手实现可持续发展。

With 15 years of experience in plastic processing automation and auxiliary equipment, we specialize in product development, manufacturing, sales, and technical services. We provide professional and reliable one-stop solutions to customers worldwide. Our equipment supports injection molding, blow molding, extrusion, PET processing, medical products, plastic pipes, and other plastic processing applications.

Our production resources include CNC shearing, punching, and bending equipment. Experienced teams cover R&D, manufacturing, sales, and service. We combine professional system design, on-site implementation, and comprehensive after-sales service to help customers improve production efficiency, product quality, and operational performance. We will continue developing smarter, energy-efficient, and environmentally responsible equipment for the plastics industry.



中央供料供水系列

Central Feeding & Cooling Water System

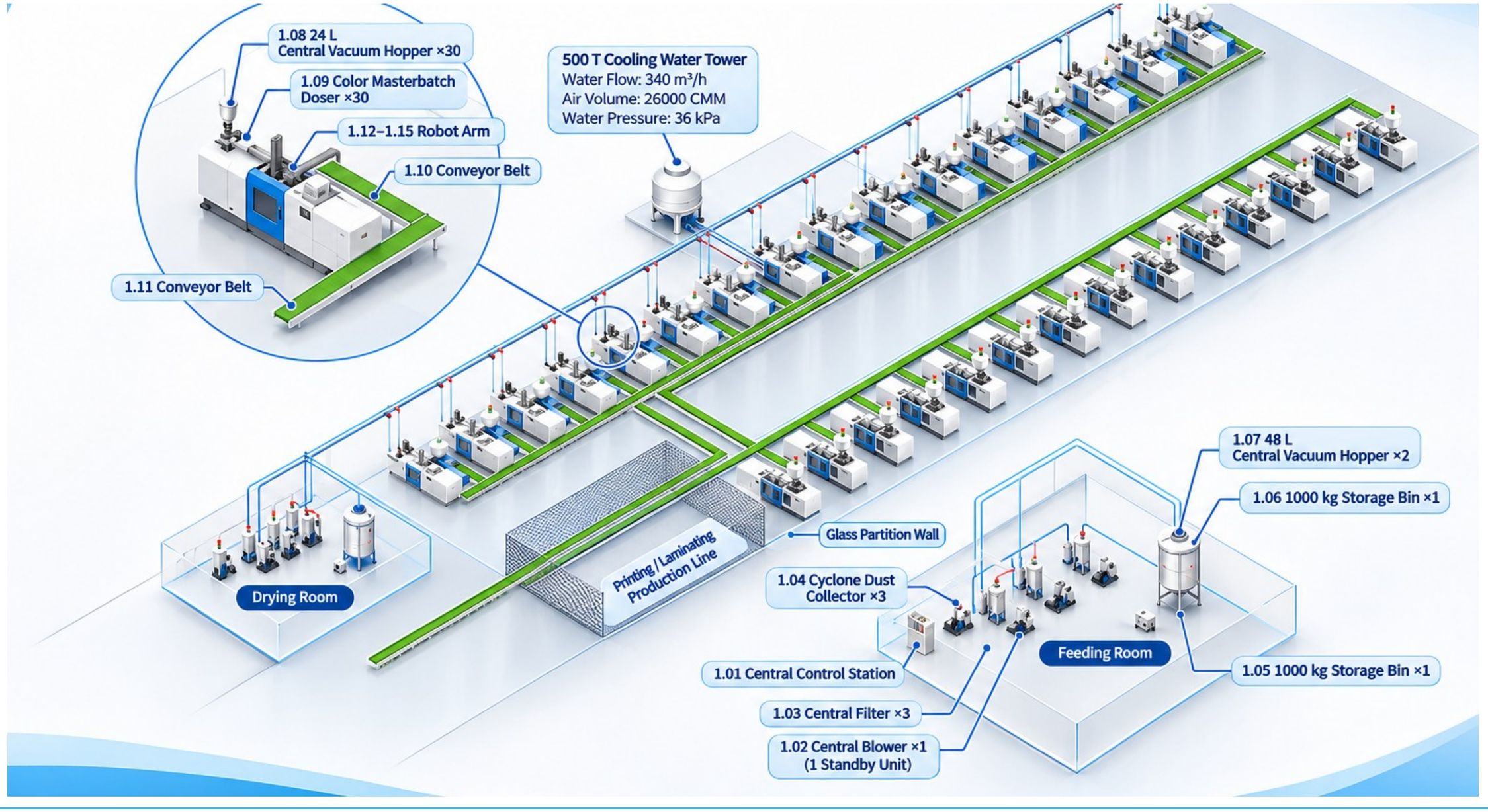

中央供料系统

CENTRAL FEEDING SYSTEM

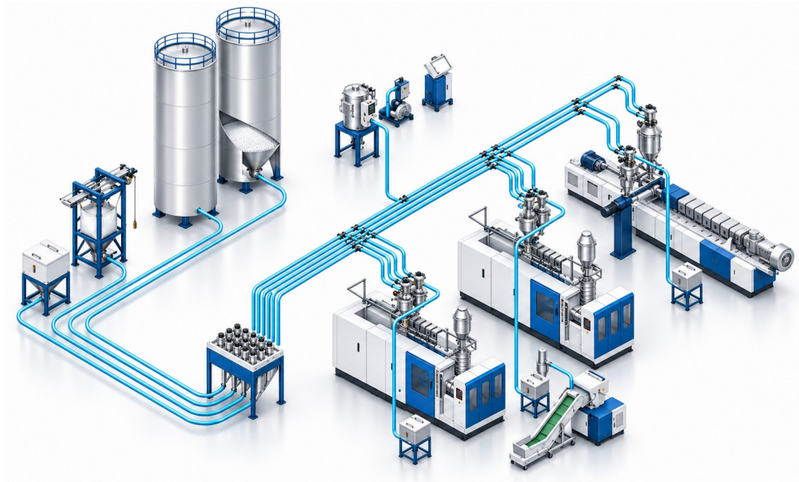

中央供料系统设计流程

原料 → 储存 → 计量 → 干燥 → 输送 → 使用

中央供料系统采用“一机一管”的独立管路和密闭循环设计，可实现塑料原料的集中储存、计量、干燥与自动输送，确保整套系统稳定运行，有效减少原料返潮、管路残料及堵料等问题。
系统可与中央除湿干燥设备配套使用，通过稳定的低露点干燥空气对原料进行充分干燥，降低已干燥物料在输送过程中重新吸湿的风险。每个输送周期结束后，系统可对输送管路进行自动清理，减少管内残留，避免不同原料或颜色之间的交叉污染，确保进入注塑机或其他成型设备的原料保持稳定和一致。
在真空负压作用下，原料中的粉尘可通过过滤及集尘装置进行分离和收集，从而改善生产环境，提高原料洁净度，并有助于提升成品质量和生产效率。

Central Material-Feeding System Design

One dedicated pipeline per processing machine and a sealed conveying circuit integrate centralized storage, dosing, drying and automatic feeding. The system reduces moisture regain, residue and pipeline blockage.

A central dehumidifying dryer supplies stable, low-dew-point air. Automatic purging after each conveying cycle reduces residual material and cross-contamination between materials or colors, helping maintain consistent material quality at injection molding and other processing equipment.

Vacuum filtration and dust collection separate dust from raw materials, improving material cleanliness and the production environment while supporting product quality and production efficiency.

中央冷却水系统

CENTRAL COOLING WATER SYSTEM

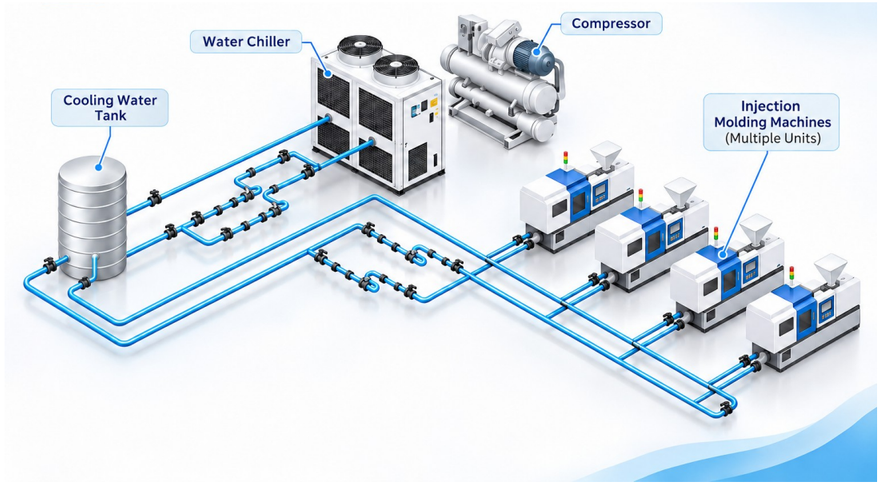

中央冷却水系统说明

中央冷却水系统采用集中制冷、集中控制和集中输送的设计方式，为注塑机、吹塑机、挤出设备及其他生产设备提供稳定可靠的冷却水。系统具有智能冷却、节能运行和空间利用灵活等特点。
通过智能控制系统，可对冷却水温度、流量和压力进行精确监测与调节，充分发挥系统的制冷能力，确保各用水设备获得稳定的冷却效果。整套系统可由风冷式或水冷式冷水机、冷却水塔、循环水泵、水箱、管路及控制系统等组成。
在标准配置的基础上，我们可根据客户的生产规模、设备数量、厂房布局、环境条件及冷却要求，提供个性化的中央冷却解决方案。
变频冷水机采用变频压缩机，可根据实际负载变化自动调节运行频率和制冷量，使冷却水温度保持稳定，实现精确控温。在适当的运行条件下，与传统定频冷水机相比，变频机型可降低约 15% 的能源消耗。

Central Cooling Water System

Centralized refrigeration, control and chilled-water distribution provide stable cooling for injection molding, blow molding, extrusion and other production equipment. Intelligent controls monitor and regulate water temperature, flow and pressure.

The system may include air-cooled or water-cooled chillers, cooling towers, circulation pumps, tanks, pipelines and centralized controls. Solutions are tailored to production capacity, machine count, workshop layout, ambient conditions and cooling requirements.

An inverter-driven compressor adjusts operating frequency and cooling capacity to the actual load for stable water temperature and precise control. Under suitable operating conditions, energy consumption can be approximately 15% lower than with a conventional fixed-speed chiller.

供料输送系列

FEEDING AND CONVEYING SERIES

KAL-300C / KAL-300E

独立式吸料机　Mount-on Autoloader



KAL-300 系列产品外观

产品特点

碳刷式马达，结构紧凑
标配滤网与自动清理功能
料位控制可选微动开关或光电开关

Compact design with a carbon-brush motor.
Filter screen and automatic cleaning as standard.
Microswitch or photoelectric level control.

规格参数

TECHNICAL SPECIFICATIONS

项目 / Item	KAL-300C	KAL-300E	KAL-700G
结构型式 Configuration	直接式 Mount-on	直接式 Mount-on	分体式 Separate
马达型式 / Motor type	碳刷式 Carbon brush	碳刷式 Carbon brush	碳刷式 Carbon brush
马达功率 / Motor power (kW)	1.15	1.15	1.2
输料管径 / Pipe diameter (inch)	1.5	1.5	1.5
输送能力 / Capacity (kg/h)	180	180	300
料斗容积 / Hopper volume (L)	6	6	6
电压规格 / Voltage	1φ, 230V, 50Hz	1φ, 230V, 50Hz	1φ, 230V, 50Hz
料位控制 / Level control	微动开关 Microswitch	光电开关 Photoelectric	微动开关 Microswitch
优质滤网 / Filter screen	标配 / Standard	标配 / Standard	标配 / Standard
自动清理 / Automatic cleaning	标配 / Standard	标配 / Standard	标配 / Standard
外形尺寸 / Dimensions (mm) L × W × H	300×395×593	300×395×730	300×410×593

KAL-700G 为分体式机型。 / KAL-700G is a separate hopper autoloader.

供料输送系列

FEEDING AND CONVEYING SERIES

一机双斗吸料机

DOUBLE HOPPER AUTOLOADER





一机双斗吸料机安装示意图

Installation Diagram of Dual-Hopper Loader

一机多斗吸料机

MULTI-HOPPER AUTOLOADER





供料输送系列

FEEDING AND CONVEYING SERIES

KAL-1HP–20HP

分体式吸料机

SEPARATE HOPPER AUTOLOADER



主机外观示意 / Main unit illustration



规格参数

TECHNICAL SPECIFICATIONS

型号 Model	功率 Motor power (kW)	输料管径 Pipe diameter (inch)	输送能力 Conveying capacity (kg/h)	料斗容积 Hopper volume (L)	净重 Net weight (kg)	外形尺寸 Overall dimensions (mm) L × W × H
KAL-1HP	0.75	1.5	300	6	18	400×500×1000
KAL-2HP	1.5	1.5	500	12	54	400×500×1000
KAL-3HP	1.85	2	700	24	60	400×500×1000
KAL-5HP	3.75	2	1000	24	74	470×600×1378
KAL-7.5HP	5.5	2	1200	36	112	585×675×1830
KAL-10HP	7.5	2	1600	36	160	580×790×1850
KAL-20HP	13	2.5	2000	48	236	745×1030×2200

干燥除湿系列

DRYING AND DEHUMIDIFYING SERIES

KHD

料斗干燥机

HOPPER DRYER



料斗干燥机
Hopper Dryer



料斗干燥机（带支架）
Hopper Dryer with Support Frame

产品特点

KEY FEATURES

01 高性能热风扩散装置均匀分散热风，保持干燥温度均匀，提高干燥效率。
02 特有热风弯管设计，减少粉屑在电热管底部堆积。
03 料桶内部及内部零件采用不锈钢。
04 料桶与底座可分离，便于清料和快速换料。
05 比例式偏差指示控温器精确控制温度；双层过热保护降低故障风险。
06 可选预热定时、微电脑控制及双层保温料桶。
07 数位 PID 控制、 LED 状态显示及 0–99 小时定时自动开机，依控制配置提供。
08 DT 控制配置可提供间歇干燥以节省用电；上述数位与定时功能按相应配置提供。
09 可配透明视窗型磁铁底座。
10 可选热风回收装置，回风过滤后进入干燥风机，形成循环回路以减少能耗。

FEATURES

01 A high-performance diffuser distributes hot air evenly for consistent drying temperature and improved efficiency.
02 A dedicated hot-air elbow reduces the buildup of fines beneath the heater.
03 The hopper interior and internal components are stainless steel.
04 The hopper separates from the base for easy cleaning and quick material changes.
05 A proportional temperature controller provides precise regulation. Dual overheat protection helps reduce fault-related risks.
06 Preheat timing, microcomputer control and a double-wall insulated hopper are optional.
07 Digital PID control, LED status indication and a 0–99-hour automatic start timer are available with the appropriate control package.
08 The DT control version supports intermittent drying to reduce electricity use. Digital and timer functions depend on the selected configuration.
09 A magnetic base with a transparent viewing window is available.
10 An optional hot-air recovery unit filters return air and recirculates it through the drying blower to reduce energy use.

干燥除湿系列

DRYING AND DEHUMIDIFYING SERIES

料斗干燥机 · 规格参数

HOPPER DRYER · TECHNICAL SPECIFICATIONS

型号 Model	加热功率 Heater (kW)	风机功率 Fan (kW)	装料量 Capacity (kg)	外形尺寸 (mm) L × W × H	净重 Weight (kg)
KHD-12	2.2/3	0.05	12	360×660×790	55
KHD-25	3.3/3	0.12	25	405×725×1015	40
KHD-50	3.9/4.2	0.12	50	490×840×1145	45
KHD-75	4.2/4.8	0.12	75	550×900×1240	55
KHD-100	6/6.6	0.12	100	605×955×1340	70
KHD-150	6.6/7.2	0.12	150	605×955×1620	75
KHD-200	8.4/9.6	0.18	200	770×1230×1580	100
KHD-300	9.6	0.18	300	770×1230×1980	120
KHD-400	18	0.55	400	935×1176×1914	165
KHD-500	19.2	0.55	500	935×1176×2100	170
KHD-600	21	0.55	600	950×1365×2570	240
KHD-800	24	1.1	800	960×1420×2760	280
KHD-1000	32	1.1	1000	960×1420×3195	300

干燥除湿系列

DRYING AND DEHUMIDIFYING SERIES

KHD-U

欧化料斗干燥机

EURO HOPPER DRYER



欧化料斗干燥机
Euro Hopper Dryer



欧化料斗干燥机（带支架）
Euro Hopper Dryer with Support Frame



大型欧化料斗干燥机
Large Euro Hopper Dryer

产品特点

KEY FEATURES

01 不锈钢料斗、双层保温结构，适合配合除湿机处理工程塑料。
02 微电脑温控，数位 PID 控制及 LED 状态显示。
03 下吹式风管均匀分散热风，配合旋风排气保持稳定干燥温度，提高效率。
04 外观整洁，配置过热保护装置。
05 提供一周定时自动开关机功能，减少待机能耗。
06 80U 及以上机型采用可打开的视料门，密封性好，便于清料。
07 1200U 及以上机型配不锈钢托板及铝制底座。
08 1500U 及以上机型配手动蝶阀，并可选护梯。
09 选配高温型时，整机采用全保温结构。
10 可选欧化吸料盒、脚架、料斗磁铁及铝制或不锈钢磁力底座。
11 可选风机入口过滤器、热风回收装置及排风空气滤清器。
12 欧规安全回路型采用 CE 后缀。

FEATURES

01 A stainless steel hopper and double-wall insulation suit use with a dehumidifier for engineering plastics.
02 Microcomputer temperature control combines digital PID regulation with LED status indication.
03 A downward air duct distributes hot air evenly. Cyclone exhaust helps maintain stable drying conditions and improve efficiency.
04 A clean exterior design incorporates overheat protection.
05 A weekly automatic on/off timer helps reduce standby energy use.
06 Models sized 80U and above have an opening inspection door with an effective seal for easy material cleanout.
07 Models sized 1200U and above include a stainless steel support plate and aluminium base.
08 Models sized 1500U and above have a manual butterfly valve and offer an optional access ladder.
09 The optional high-temperature version is fully insulated.
10 Options include a European-style suction box, support frame, hopper magnet and an aluminium or stainless steel magnetic base.
11 Blower-inlet filtration, hot-air recovery and exhaust-air filtration are optional.
12 Versions with a European-standard safety circuit use the CE suffix.

欧化料斗干燥机 · 规格参数

EURO HOPPER DRYER · TECHNICAL SPECIFICATIONS

型号 Model	加热功率 Heater (kW)	风机功率 Fan (kW)	料斗容积 Hopper (L)	主机尺寸 Main unit H×W×D (mm)	脚架尺寸 Frame $H_1 \times W_1 \times D_1$ (mm)	脚架 Frame W_2 (mm)	脚架 Frame W_3 (mm)	总高度 Overall H_2 (mm)	出料口离地 Outlet height H_3 (mm)	进风管径 Air inlet (inch)	出风管径 Air outlet (inch)	净重 Net wt. (kg)
KHD-20U	2.2	0.05	20	680 × 575 × 325	790 × 450 × 550	-	-	1260	570	2	1.5	40
KHD-40U	3	0.12	40	770 × 770 × 394	790 × 580 × 450	-	-	1300	540	2	1.5	70
KHD-80U	3.9	0.12	80	940 × 860 × 472	840 × 730 × 560	-	-	1480	550	2.5	2	85
KHD-120U	3.9	0.12	120	1190 × 860 × 472	840 × 730 × 560	-	-	1740	550	2.5	2	100
KHD-160U	6	0.12	160	1200 × 875 × 575	920 × 652 × 795	-	-	1825	570	3	2.5	90
KHD-230U	6	0.12	230	1470 × 875 × 575	920 × 652 × 795	-	-	2105	570	3	2.5	100
KHD-300U	12	0.18	300	1430 × 1005 × 695	970 × 790 × 930	-	-	2085	550	3	2.5	130
KHD-450U	12	0.18	450	1840 × 1005 × 695	970 × 790 × 930	-	-	2435	550	3	2.5	160
KHD-600U	18	0.55	600	1830 × 1250 × 915	1130 × 1000 × 1200	-	-	2470	605	4	3	200
KHD-750U	18	0.55	750	2080 × 1250 × 915	1130 × 1000 × 1200	-	-	2780	605	4	3	220
KHD-900U	18	0.55	900	2330 × 1410 × 1050	2760 × 1130 × 1130	-	-	2765	425	4	4	410
KHD-1200U	24	1.1	1200	2765 × 1410 × 1050	3190 × 1145 × 1145	-	-	3190	425	4	4	560
KHD-1500U	32	3	1500	3095 × 1640 × 1250	3470 × 1340 × 1340	400	2000	3470	360	5	5	685
KHD-2000U	32	3	2000	3685 × 1542 × 1250	3870 × 1340 × 1340	400	2000	3870	360	5	5	770
KHD-2500U	58	5.5	2500	3735 × 1798 × 1400	4000 × 1482 × 1482	400	2260	4000	295	6	6	800
KHD-3000U	58	5.5	3000	4135 × 1798 × 1400	4400 × 1482 × 1482	400	2260	4400	295	6	6	900
KHD-3500U	64	7.5	3500	4535 × 1798 × 1400	4800 × 1482 × 1482	400	2260	4800	295	6	6	1010
KHD-4000U	64	7.5	4000	4180 × 2010 × 1600	4550 × 1680 × 1680	400	2460	4635	405	8	8	1160
KHD-5000U	80	11	5000	4775 × 2010 × 1600	5150 × 1680 × 1680	400	2530	5235	390	8	8	1390
KHD-6000U	96	15	6000	4520 × 2250 × 1800	4870 × 1930 × 1930	400	2780	4923	350	8	8	1530
KHD-7000U	112	18.5	7000	5460 × 2250 × 1800	5805 × 1930 × 1930	400	2830	5840	380	8	8	1735
KHD-8000U	128	22	8000	6030 × 2250 × 1800	5620 × 1930 × 1930	400	2830	6425	390	10	10	1820

干燥除湿系列

DRYING AND DEHUMIDIFYING SERIES

KD-H

蜂巢转轮除湿机

DESICCANT ROTOR DEHUMIDIFIER



蜂巢转轮除湿机

Desiccant Rotor Dehumidifier

产品特点

KEY FEATURES

01 适合对吸湿性较强的工程塑料进行除湿处理。
02 蜂巢转轮在理想条件下可实现约– 40°C 露点。
03 PID 温控系统为标准配置，可精确控制再生温度。
04 双冷却器结构有助于降低回风温度及露点。
05 可选干燥电热与温控表，搭配干燥料斗实现除湿干燥。
06 内置回风过滤器，减少原料粉尘污染蜂巢转轮。
07 可选 PLC 控制及 LCD 触控人机界面。
08 可选露点计，实时监控除湿效果。

FEATURES

01 Designed to dehumidify highly hygroscopic engineering plastics.
02 The desiccant rotor can achieve a dew point of approximately −40°C under ideal conditions.
03 Standard PID control precisely regulates regeneration temperature.
04 A dual-cooler design helps lower return-air temperature and dew point.
05 Optional drying heaters and temperature controls allow dehumidifying and drying operation with a drying hopper.
06 An internal return-air filter protects the desiccant rotor from material dust.
07 PLC control with an LCD touchscreen interface is optional.
08 An optional dew-point meter provides real-time monitoring of dehumidification performance.

干燥除湿系列

DRYING AND DEHUMIDIFYING SERIES

蜂巢转轮除湿机 · 规格参数

DESICCANT ROTOR DEHUMIDIFIER · TECHNICAL SPECIFICATIONS

型号 Model	再生加热功率 Regeneration heater (kW)	再生风机功率 Regeneration fan (kW)	干燥加热功率 Drying heater (kW)	干燥风机功率 Drying fan (kW)	干燥风量 Dry air volume (m^3/h)	进出风管径 Air pipe diameter (inch)	冷却水需求 Cooling water (L/min)	外形尺寸（mm） L × W × H	净重 Net weight (kg)
KD-40H	4	0.4	4	0.12	40	2	5	860 × 510 × 1260	145
KD-80H	3	0.4	6	0.75	80	2	10	820 × 530 × 1360	170
KD-120H	3	0.4	6	0.75	120	2	15	820 × 530 × 1360	170
KD-200H	4	0.4	12	1.5	200	2.5	30	1050 × 660 × 1560	265
KD-400H	7.2	0.75	18	3.75	400	3	50	1255 × 700 × 1745	330
KD-700H	10	1.5	24	7.5	700	4	80	1380 × 900 × 1935	480
KD-1000H	15	3.75	32	13	1000	5	120	1550 × 1300 × 2145	700
KD-1500H	28	7.5	58	9×2	1500	6	180	2150 × 1410 × 2060	1010
KD-2000H	28	7.5	80	13×2	2000	8	240	2150 × 1410 × 2060	1300
KD-3000H	32	9	96	13×3	3000	8	360	2160 × 2035 × 2240	1600
KD-4000H	56	5.5×2	128	13×4	4000	12	480	2250 × 2750 × 2060	2200

干燥除湿系列

DRYING AND DEHUMIDIFYING SERIES

KCD

三机一体除湿干燥机

3-IN-1 DEHUMIDIFYING DRYER



三机一体除湿干燥机

3-in-1 Dehumidifying Dryer



双斗除湿干燥送料组合

Dual-Hopper Dehumidifying, Drying & Conveying System

产品特点

KEY FEATURES

01 标配蜂巢转轮，提供稳定低露点干燥空气；有半开放式及全密闭式结构。
02 适用于 PA 、 PC 、 PBT 、 PET 等吸湿性工程塑料。
03 集除湿、干燥与两段送料于一体，可选三段送料功能。
04 保温干燥料桶采用下吹式风管与旋风排气，减少热量散失，提高干燥效率。
05 闭路送料系统减少干燥物料接触外界空气，降低再次吸湿风险。
06 双冷却器除湿结构有助于降低回风温度及露点。
07 送料系统配截料阀，减少料管残余物料。
08 标配微电脑控制，可选 PLC 与 LCD 触控界面，集中控制整机自动运行。
09 可选露点计，实时监控露点。

FEATURES

01 A standard desiccant rotor supplies stable, low-dew-point drying air. Semi-open and fully enclosed designs are available.
02 Suitable for hygroscopic engineering plastics such as PA, PC, PBT and PET.
03 Integrates dehumidification, drying and two-stage conveying, with optional three-stage conveying.
04 The insulated hopper uses a downward air duct and cyclone exhaust to reduce heat loss and improve drying efficiency.
05 A closed conveying circuit limits contact with ambient air, reducing the risk of moisture regain after drying.
06 A dual-cooler dehumidifying circuit helps lower return-air temperature and dew point.
07 A material shut-off valve helps clear residual material from the conveying line.
08 Microcomputer control is standard. Optional PLC control and an LCD touchscreen provide centralized automatic operation.
09 An optional dew-point meter enables real-time dew-point monitoring.

干燥除湿系列

DRYING AND DEHUMIDIFYING SERIES

三机一体除湿干燥机 · 规格参数

3-IN-1 DEHUMIDIFYING DRYER · TECHNICAL SPECIFICATIONS

型号 Model	干燥加热 Drying heater (kW)	干燥风机 Drying fan (kW)	料桶容积 Hopper (L)	再生加热 Regen. heater (kW)	再生风机 Regen. fan (kW)	除湿风量 Dry air (m^3/h)	送料风机 Conveying (kW)	输料管径 Material pipe (inch)	真空料斗 Vacuum (L)	电眼料斗 Sensor (L)	外形尺寸 Dimensions L×W×H (cm)	净重 Net wt. (kg)
KCD-80U/50H	4	0.4	80	3	0.4	50	1.5	1.5	3*	6	100 × 124 × 167	330
KCD-120U/80H	6	0.75	120	3	0.4	80	1.5	1.5	3*	6	100 × 124 × 171	385
KCD-120U/120H	6	0.75	120	4	0.4	120	1.5	1.5	6	6	73.4 × 112 × 195	340
KCD-160U/120H	6	0.75	160	4	0.4	120	1.5	1.5	6	6	73.4 × 112 × 210	390
KCD-230U/120H	6	0.75	230	4	0.4	120	1.5	1.5	12	12	73.4 × 122 × 210	420
KCD-300U/200H	12	1.5	300	4	0.4	200	1.5	1.5	12	12	102 × 146 × 216	565
KCD-450U/200H	12	1.5	450	4	0.4	200	1.5	1.5	12	12	102 × 146 × 235	595
KCD-600U/400H	15	3	600	7.2	0.75	400	2.2	1.5	12	12	112 × 151 × 253	650
KCD-750U/400H	15	3.75	750	7.2	0.75	400	3	1.5	12	12	142 × 216 × 278	764
KCD-900U/500H	21	5.5	900	10	1.5	500	3	2	12	12	142 × 216 × 322	830
KCD-1200U/800H	24	11	1200	10	1.5	800	3	2	12	12	146 × 140 × 350	910

冷热交换系列

COOLING AND HEATING SERIES

KTM-W / KTM-PW

水式模温机

WATER TEMPERATURE CONTROLLER

KTM-W / 120°C



KTM-PW / 180°C



产品特点

KEY FEATURES

中文特点

01 微电脑触摸式控制，操作简单，控温精度 ±1°C 。

02 开机自动排气。

03 显示出水及回水温度，便于监控运行状态。

04 可选模具回水功能。

05 不锈钢管路减少管路阻塞及锈垢。

06 故障显示便于排查与维护。

07 水作为传热介质， W 型最高 120°C ， PW 型最高 180°C ；冷却方式按对应型号选用。

FEATURES

01 Easy-to-use microcomputer touch controls provide temperature-control accuracy of ±1°C.

02 Automatic venting at startup.

03 Supply- and return-water temperatures are displayed for convenient process monitoring.

04 A mold-water recovery function is optional.

05 Stainless steel piping helps reduce blockage and scale caused by corrosion.

06 Fault indication simplifies troubleshooting and maintenance.

07 Water is the heat-transfer medium. W models operate up to 120°C and PW models up to 180°C, with the cooling method selected by model.

水式模温机 · 规格参数

WATER TEMPERATURE CONTROLLERS · TECHNICAL SPECIFICATIONS

KTM-W / 120°C · KTM-PW / 180°C

型号 Model	最高温度 Max. temp. (°C)	加热功率 Heater (kW)	水泵功率 Pump (kW)	最大流量 Max. flow (L/min)	最大压力 Max. pressure (bar)	加热筒数 Heating tanks	加热筒容积 Heating tank (L)	冷却筒容积 Cooling tank (L)	冷却方式 Cooling method	进出接口 Inlet / outlet (inch)	外形尺寸 Dimensions L×W×H (mm)	净重 Net wt. (kg)
KTM-600W	120	6	0.5	27	3.8	1	3	—	Direct cooling	3/8" (2 × 2)	635×280×740	60
KTM-600W-D	120	6 × 2	0.5 × 2	27 × 2	3.8	2	3.0 × 2	—	Direct cooling	3/8" (4 × 2)	655×510×740	100
KTM-900W	120	9	0.75	42	5	1	3	—	Direct cooling	3/8" (2 × 2)	655×280×740	72
KTM-900W-D	120	9 × 2	0.75 × 2	42 × 2	5.5	2	3.0 × 2	—	Direct cooling	3/8" (4 × 2)	655×510×740	105
KTM-1200W	120	12	1.5	74	6.2	2	6	—	Direct cooling	3/8" (4 × 2)	695×340×815	120
KTM-2400W	120	24	2.8	130	8	2	7.4	—	Direct cooling	1" (1 × 2)	870×360×930	140
KTM-3600W	120	36	4	200	8	4	17.4	—	Direct cooling	1" (1 × 2)	980×415×930	165
KTM-600-PW	180	6	0.55	27	3.8	1	3.4	2	Indirect cooling	3/8" (2 × 2)	765×320×765	80
KTM-900-PW	180	9	0.75	42	5	1	3.4	2	Indirect cooling	3/8" (2 × 2)	765×320×765	85
KTM-1200-PW	180	12	1.5	74	6.2	1	3.4	4.6	Indirect cooling	1" (1 × 2)	795×340×820	95

冷热交换系列

COOLING AND HEATING SERIES

KTM / KTM-HT

油式模温机

OIL TEMPERATURE CONTROLLER

KTM-HT / 300°C



双机一体 / Double Heating Units in One



产品特点

KEY FEATURES

中文特点

01 触摸式温控器存储设定并自动演算，控温精确可靠，精度 ±2°C 。

02 两组电热管可单独或同时使用。

03 加热、冷却响应快，温度稳定。

04 电热筒等部件采用不锈钢。

05 配备安全保护及故障指示系统。

06 有助于提高成型效率、减少不良品及外观缺陷，并降低能耗。

07 节电可达 35% 以上，实际节能效果视工况而定。

08 普通油式机型最高 200°C ，高温油式机型最高 300°C ，按工艺要求选择对应型号。

FEATURES

01 A touch-operated controller stores settings and uses automatic calculation for reliable temperature control with accuracy of ±2°C.

02 Two heater banks can operate independently or together.

03 Rapid heating and cooling response helps maintain stable temperature.

04 The heater cylinder and related components are stainless steel.

05 Safety protection and fault indication are provided.

06 Stable mold temperature helps improve molding efficiency, reduce rejects and cosmetic defects, and lower energy use.

07 Electricity savings can exceed 35%, depending on operating conditions.

08 Standard oil models operate up to 200°C and high-temperature models up to 300°C. Select the appropriate model for the process.

油式模温机 · 规格参数

OIL TEMPERATURE CONTROLLERS · TECHNICAL SPECIFICATIONS

KTM / 200°C · KTM-HT / 300°C

型号 Model	最高温度 Max. temp. (°C)	加热功率 Heater (kW)	水泵功率 Pump (kW)	最大流量 Max. flow (L/min)	最大压力 Max. pressure (bar)	加热筒数 Heating tanks	油箱容积 Oil tank (L)	冷却方式 Cooling method	进出接口 Inlet / outlet (inch)	外形尺寸 Dimensions L×W×H (mm)	净重 Net wt. (kg)
KTM-600	200	6	0.5	27	3.8	1	6 × 3.2	Indirect cooling	3/8" (2 × 2)	635×280×740	60
KTM-600-D	200	6 × 2	0.5 × 2	27 × 2	3.8	2	6 × 2 × 3.2 × 2	Indirect cooling	3/8" (4 × 2)	655×510×740	100
KTM-900	200	9	0.75	42	5	1	6 × 3.2	Indirect cooling	3/8" (2 × 2)	655×280×740	72
KTM-900-D	200	9 × 2	0.75 × 2	42 × 2	5	2	6 × 2 × 3.2 × 2	Indirect cooling	3/8" (4 × 2)	655×510×740	105
KTM-1200	200	12	1.5	74	6.2	1	6.8 × 11.8	Indirect cooling	3/8" (4 × 2)	695×340×815	120
KTM-2400	200	24	3	130	8	2	11 / 16	Indirect cooling	1" (1 × 2)	870×360×930	140
KTM-3600	200	36	4	200	8	3	14 / 16	Indirect cooling	1¼" (1 × 2)	980×415×930	165
KTM-900HT	300	9	0.5	28	4.8	1	6 / 6	Indirect cooling	¾" / ¾"	695×280×740	75
KTM-1200HT	300	12	1	58	5.8	1	6.8 / 16	Indirect cooling	1" / 1"	1000×400×800	90
KTM-2400HT	300	24	2.8	100	8	2	16 / 25	Indirect cooling	1" / 1"	1050×515×910	190

冷热交换系列

COOLING AND HEATING SERIES

KIC-A / KIC-W

风冷式与水冷式冷水机

AIR-COOLED AND WATER-COOLED CHILLERS

KIC-A • 风冷式



KIC-W • 水冷式



产品特点

KEY FEATURES

中文特点

01 单级蒸汽压缩制冷，降温快、控温稳定，冷却水温范围 7–35°C 。不锈钢保温水箱配防结冰保护。

02 采用涡旋压缩机、热力膨胀阀及壳管式蒸发器。风冷机型可配谷轮或大金压缩机。标准冷媒 R22 ，可选 R407 、 R410 或 R134 ，随对应配置提供。

03 配高、低压开关，压缩机及水泵过载保护，以及逆相、缺相警示。风冷机型精密温控表精度 ±0.1°C ，操作与维护简便。

04 风冷机型标配低压泵，可选中压或高压泵。可选水箱液位计及水位开关，并配旁通管。电源为三相 380 V 、 50 Hz ，可定制；欧规安全回路型采用 CE 后缀。

05 风冷机型采用翅片式冷凝器，无需额外冷却水源，建议用于环境温度 30°C 以下。水冷机型采用壳管式冷凝器，导热及热交换效率高。

FEATURES

01 A single-stage vapor-compression circuit delivers rapid cooling and stable control over a 7–35°C water-temperature range. A stainless steel insulated tank includes freeze protection.

02 Scroll compressors, a thermal expansion valve and a shell-and-tube evaporator support efficient cooling. Air-cooled units offer Copeland or Daikin compressors. R22 is standard, with R407, R410 or R134 available in the corresponding configuration.

03 Protection includes high/low-pressure switches, compressor and pump overload protection, and phase-reversal and phase-loss alarms. Air-cooled units use a precision controller rated at ±0.1°C for straightforward operation and maintenance.

04 Air-cooled units include a low-pressure pump, with medium- or high-pressure pumps optional. Tank-level gauges and level switches are optional, with a bypass line provided. Power is three-phase, 380 V, 50 Hz, with customization available. CE suffix versions use a European-standard safety circuit.

05 Air-cooled units use a finned condenser and require no separate cooling-water supply. Operation below 30°C ambient temperature is recommended. Water-cooled units use a shell-and-tube condenser for efficient heat transfer.

冷热交换系列

COOLING AND HEATING SERIES

风冷式冷水机 · 规格参数

AIR-COOLED CHILLERS · TECHNICAL SPECIFICATIONS

KIC-3A – KIC-50A

项目 / Item	KIC-3A	KIC-5A	KIC-8A	KIC-10A	KIC-12.5A	KIC-15A	KIC-20A	KIC-25A	KIC-30A	KIC-40A	KIC-45A	KIC-50A
制冷量 (kW) Cooling capacity	7.69	13.5	19.08	25.56	31.41	38.79	51.12	62.82	77.58	102.24	113.94	125.64
制冷量 (kcal/h) Cooling capacity	6612	11607	16405	21973	27006	33352	43943	54013	66703	87906	97956	108026
压缩机功率 (kW) Compressor power	2.77	4.65	7	9.35	12	14.2	18.7	24	28.4	37.75	42.6	48
压缩机功率 (HP) Compressor rating	3	5	8	10	12.5	15	20	25	30	40	45	50
制冷剂充注量 (kg) Refrigerant charge	2.7	4.3	7	8	11	13	18	22	26	34	42	48
冷凝风机功率 (kW) Condenser fan power	0.25	0.45	0.18×2	0.18×2	0.25×2	0.25×2	0.55×2	0.65×2	0.75×2	0.75×2	0.75×3	0.75×4
水箱容积 (L) Water tank volume	50	50	85	85	150	150	180	200	270	400	400	650
水泵功率 (kW) Pump power	0.75	—	0.75	1.1	1.1	1.5	2.2	2.2	4	4	4.4	4.4
最大工作流量 (L/min) Max. working flow	50	50	100	200	200	200	200	200	300	300	400	400
最大工作压力 (kg/cm^2) Max. working pressure	2.1	3	2	3	2	2	2.5	2.2	4	4	4.4	4.4
总功率 * (kW) Total power *	3.24	5.2	7.41	10.5	12.7	13.7	18	22.4	26	39.4	40.4	45.9
冷冻水出口 (inch) Chilled water outlet	1/2''×4	1/2''×4	1½"×1	1½"×1	2''×1	2''×1	2''×1	2''×1	2½"×1	2½"×1	2½"×1	2½"×1
冷冻水入口 (inch) Chilled water inlet	1/2''×4	1/2''×4	1½"×1	1½"×1	2''×1	2''×1	2''×1	2''×1	2½"×1	2½"×1	2½"×1	2½"×1
水箱排水口 (inch) Tank drain outlet	1/2''	1/2''	1/2''	1/2''	1/2''	1/2''	1''	1''	1''	1''	1''	1''
水箱溢流口 (inch) Tank overflow outlet	1/2''	1/2''	1/2''	1/2''	1/2''	1/2''	1/2''	1/2''	1/2''	1''	1''	1''
净重 (kg) Net weight	250	310	426	426	630	670	1050	1100	1220	1500	1850	2100
外形尺寸 D×W×H (mm) Dimensions	1100 600 960	1100 600 960	1100 750 1000	1100 750 1000	1550 900 1200	1550 900 1240	2050 1880 910	2000 1000 1430	2000 1000 1430	2800 1100 1740	2800 1100 1740	2800 1250 1740

冷热交换系列

COOLING AND HEATING SERIES

水冷式冷水机 · 规格参数

WATER-COOLED CHILLERS · TECHNICAL SPECIFICATIONS

KIC-3W – KIC-50W

项目 / Item	KIC-3W	KIC-4W	KIC-5W	KIC-8W	KIC-10W	KIC-12.5W	KIC-15W	KIC-20W	KIC-25W	KIC-30W	KIC-40W	KIC-45W	KIC-50W
制冷量 (kW) Cooling capacity	8	10.8	13.5	21.6	27	33.75	40.5	54	67.5	81	110.4	124.2	138
制冷量 (kcal/h) Cooling capacity	6880	9288	11610	18576	23220	29025	34830	46440	58050	69660	94944	106812	118680
压缩机功率 (kW) Compressor power	2.2	3	3.7	6	7.5	9.4	11	15	18.7	22	30	34	37.5
压缩机功率 (HP) Compressor rating	3	4	5	8	10	12.5	15	20	25	30	40	45	50
制冷剂充注量 (kg) Refrigerant charge	1.5	1.8	2.5	3.8	5	7	8.5	10	14	17	20	25	34
冷却水流量 (L/min) Cooling water flow	56	56	65	90	100	130	160	220	270	330	480	500	600
水箱容积 (L) Water tank volume	50	50	50	85	85	150	150	180	200	270	400	400	600
水泵功率 (kW) Pump power	0.75	0.75	0.75	1.1	1.1	2.2	2.2	2.2	2.2	4	4	4	4
最大工作流量 (L/min) Max. working flow	50	50	50	80	80	130	130	200	200	300	300	533	533
最大工作压力 (kg/cm^2) Max. working pressure	2	2	2	2	2	2	2.5	2.5	2.5	2.5	2.7	2.7	2.7
总功率 * (kW) Total power *	2.95	3.75	4.45	7.1	8.6	11.6	13.2	17.2	20	26	34	38	45
冷冻水出口 (inch) Chilled water outlet	1/2''×4	1/2''×4	1/2''×4	1½"×1	1½"×1	2''×1	2''×1	2''×1	2''×1	2½"×1	2½"×1	2½"×1	2½"×1
冷冻水入口 (inch) Chilled water inlet	1/2''×4	1/2''×4	1/2''×4	1½"×1	1½"×1	2''×1	2''×1	2''×1	2''×1	2½"×1	2½"×1	2½"×1	2½"×1
水箱排水口 (inch) Tank drain outlet	1/2''	1/2''	1/2''	1/2''	1/2''	1/2''	1/2''	1/2''	1/2''	1/2''	1''	1''	1''
水箱溢流口 (inch) Tank overflow outlet	1/2''	1/2''	1/2''	1/2''	1/2''	1/2''	1/2''	1/2''	1/2''	1/2''	1''	1''	1''
净重 (kg) Net weight	250	—	310	426	426	630	670	1050	1100	1220	1500	1850	2100
外形尺寸 L×W×H (mm) Dimensions	1100 600 960	1100 600 960	1100 600 960	1200 830 1050	1200 830 1050	1380 870 1240	1380 870 1240	2000 1000 1450	2000 1000 1450	2000 1000 1450	2850 1050 1860	2850 1050 1860	2850 1050 1860

冷热交换系列

COOLING AND HEATING SERIES

水冷式中央冰水主机

WATER-COOLED CENTRAL CHILLER



产品特点

KEY FEATURES

中文特点

01 采用德国 BITZER 半密闭式双螺杆压缩机，轴承寿命长，适合长时间运行。

02 提供单压缩机或双压缩机配置，可适配 R22 、 R134a 等冷媒。

03 压缩机多级能量调节，可根据负荷需求调整输出，以改善能耗表现。

04 卧式冷凝器及蒸发器换热性能高，符合相应压力容器要求，便于维护。

05 嵌入式微电脑控制器便于硬件扩展、程序扩展及升级。

06 Watchdog 技术支持自诊断及自动故障检测。

07 控制器配置 512K 程序存储及 128K 断电数据保存空间。

08 触控屏保护系统延长屏幕寿命，可达十年以上，实际视使用条件而定。

09 故障查询与统计可按故障序号、次数及发生时间分析，便于排查及改善。

FEATURES

01 A BITZER semi-hermetic twin-screw compressor with long-life bearings supports extended operation.

02 Single- and dual-compressor versions are available, with configurations for refrigerants such as R22 and R134a.

03 Multi-stage compressor capacity control matches output to the cooling load to improve energy performance.

04 Horizontal condensers and evaporators meet the applicable pressure-vessel requirements and combine efficient heat transfer with accessible maintenance.

05 An embedded microcomputer controller supports hardware and software expansion and upgrades.

06 Watchdog technology supports self-diagnostics and automatic fault detection.

07 The controller includes 512K of program memory and 128K of retained data storage.

08 A screen-protection system helps extend touchscreen life to more than ten years, depending on operating conditions.

09 Fault queries and statistics track fault codes, frequency and occurrence time to support troubleshooting and corrective action.

KCM
计量式色母机

VOLUMETRIC DOSER



单色配置 / Single-color configuration

规格参数
TECHNICAL SPECIFICATIONS

KCM-12 / 16 / 20 / 30 / D / 4

项目 / Item	KCM-12	KCM-16	KCM-20	KCM-30	KCM-D	KCM-4
机型 Machine type	Single Color	Single Color	Single Color	Single Color	Dual Color	Four Color
马达功率 Motor power (kW)	0.06	0.06	0.06	0.06	0.06 × 2	0.06 × 2
螺杆外径 Screw diameter (mm)	12	16	20	30	**	**
输出量 Output (kg/h)	0.1–10	0.5–30	3–60	8–110	*	*
料斗容积 Hopper volume (L)	10	10	10	10	10	10
减速比 Reduction ratio	38:1	38:1	38:1	38:1	38:1 / 38:1	38:1
外形尺寸（mm） L × W × H	335 610 520	335 610 520	335 610 520	335 610 520	410 1045 520	1125 1125 736

* 输出量取决于选配机型； ** 螺杆外径取决于选型。
加装搅拌器后缀 MS；选配 30 mm 螺杆后缀 L。搅拌器和重型底座为选配。
测试基准：堆积密度 1.2 kg/L、粒径 2–3 mm 色母颗粒，连续运行。
电源：单相， 230 VAC ， 50 Hz 。

* Output depends on the selected configuration. ** Screw diameter depends on selection.
Add MS for an agitator and L for a 30 mm screw. The agitator and heavy-duty base are optional.
Output is measured during continuous operation with 1.2 kg/L masterbatch pellets, 2–3 mm in diameter.
Power supply: single-phase, 230 VAC, 50 Hz.

计量混合系列

MIXING AND DOSING SERIES

KCM 产品特点 / KEY FEATURES

01 螺杆经镀铬处理，经久耐用。

02 模组式装配结构，拆装方便，易于清理及互换。

03 单色机标准底座配料斗磁铁，降低金属异物损伤成型机螺杆的风险。

04 主料斗为双色机标准配备，单色机可选配。

05 可接收外部信号，适配注塑机、挤出机及压延设备。

06 保存当前运转模式，断电后设定不丢失，复电后可恢复运行。

07 强制清料功能便于更换色母料。

08 采用 WEG 直流无刷马达，减少日常维护。

09 可永久存储 50 组参数数据。

01 A chrome-plated screw provides durability.

02 Modular construction allows easy disassembly, cleaning and component replacement.

03 The standard single-color base includes a hopper magnet to help protect the processing-machine screw from metal contamination.

04 A main hopper is standard on dual-color units and optional on single-color units.

05 External signal inputs suit injection molding, extrusion and calendering equipment.

06 The current operating mode is retained during power loss, allowing operation to resume after power is restored.

07 A forced-purge function simplifies masterbatch changes.

08 A WEG brushless DC motor reduces routine maintenance.

09 Permanent memory stores up to 50 parameter sets.



双色配置 / Dual-color configuration



KGB
称重式混料机

GRAVIMETRIC BLENDER



参考画册产品外观 / Reference product view

按重量进行计量与混合，多组分配置可选。
Gravimetric dosing and mixing with multiple component configurations.

规格参数
TECHNICAL SPECIFICATIONS

KGB-40 – KGB-3000

型号 Model	组分数量 Components	最大批次容量 Batch capacity (kg)	搅拌电机功率 Mixing motor (kW)	最大产量 Max. output (kg/h)
KGB-40	4	1	—	40
KGB-200	4	3	0.25	200
KGB-600	6	8	0.25	400
KGB-600	4	8	0.25	600
KGB-1200	6	12	0.55	900
KGB-1200	4	12	0.55	1200
KGB-2000	8	18	0.55	1200
KGB-2000	6	18	0.55	1600
KGB-2000	4	18	0.55	2000
KGB-3000	8	40	0.75	2000
KGB-3000	6	40	0.75	2500
KGB-3000	4	40	0.75	3000

KGB 计量阀选型与测试说明
DOSING VALVE SELECTION AND TEST CONDITIONS

计量阀 / Valve	添加比例 Dosing ratio	适用原料 / Materials	最大颗粒尺寸（mm） Maximum particle size
主计量阀 Main valve	⩾5%	均匀颗粒原料或均匀颗粒回收料 Uniform virgin pellets or uniform regrind	6 × 6 × 6
次计量阀 Secondary valve	0.5%–5%	均匀颗粒色母料或添加剂 Uniform masterbatch pellets or additives	4 × 4 × 4
微量计量阀 Micro-dosing valve	0.2%–0.5%	均匀颗粒色母料或添加剂 Uniform masterbatch pellets or additives	4 × 4 × 4
特材计量阀 Special-material valve	—	片料或不规则粉碎料 Flakes or irregular regrind	12 × 12 × 12

测试基准

最大产量按堆积密度 0.8 kg/L 、粒径 3–4 mm 的均匀颗粒原料，
以连续运行方式测得。数值会随原料特性变化。

Maximum output is measured in continuous operation using uniform pellets with a bulk density of 0.8 kg/L and a diameter of 3–4 mm. Results vary with material characteristics.

精度与配置

配比误差为设定百分比与实际百分比之差。
微量计量精度可控制在 ±0.1% 。
附赠一组次计量阀；搅拌电机采用三相电源。

Ratio error is the difference between the set and actual percentages. Micro-dosing accuracy can be controlled to ±0.1%. One secondary valve set is supplied; the mixing motor uses three-phase power.

KGB · 标准配置
称重式混料机 · 标准配置

GRAVIMETRIC BLENDER · STANDARD FEATURES

中文特点

01 重力计量并均匀混合，微量计量精度可控制在 ±0.1% 。

02 自动重复校准，每次称重后校对程序，以保持配料精度。

03 可存储最多 100 组配方。

04 具备报警历史记录功能。

05 600 及以下机型为机台安装型； 1200 及以上为脚架安装型，配脚架、储料桶及气动卸料阀。

06 各机型标配一套次下料阀，用于 0.5%–5% 组分比例的计量。

07 具备以太网通讯功能，可与成型机联网，实现集中控制。

08 具备自动吸料控制功能。

FEATURES

01 Gravimetric dosing and uniform mixing deliver micro-dosing accuracy of up to ±0.1%.

02 Automatic recalibration after each weighing cycle helps maintain dosing accuracy.

03 Stores up to 100 recipes.

04 Alarm history supports troubleshooting.

05 Sizes 600 and below mount on the processing machine. Sizes 1200 and above mount on a frame and include a frame, storage bin and pneumatic discharge valve.

06 Each model includes a secondary dosing valve for component ratios of 0.5%–5%.

07 Ethernet communication enables networking with processing machines for centralized control.

08 Automatic material-loading control is provided.

KVM
立式拌料机

VERTICAL MIXER



适用于塑料原料与色母料的批次混合。
容量、功率及外形尺寸按型号列示。

Batch mixing of plastic materials and masterbatch. Capacity, motor power and dimensions are listed by model.

规格参数
TECHNICAL SPECIFICATIONS

KVM-25KG – KVM-300KG

项目 / Item	KVM-25KG	KVM-50KG	KVM-100KG	KVM-150KG	KVM-200KG	KVM-300KG
马达功率 Motor power (kW)	1.1	1.5	3	4	7.5	7.5
料桶容量 Tank capacity (kg)	25	50	100	150	200	300
外形尺寸（mm） L × W × H	935 830 920	965 860 1085	1150 1070 1115	1150 1070 1245	1280 1180 1610	1280 1180 1730
净重 Net weight (kg)	90	120	170	250	340	385

搅拌桨叶细节
Mixing blade detail



计量混合系列

MIXING AND DOSING SERIES

KVM-U

大型立式搅拌机

LARGE VERTICAL MIXER



立式结构用于较大批量原料的混合。
料桶容积按 L 标注，外形仅作系列示意。

Vertical construction for larger batches of material. Tank volume is specified in litres; the image illustrates the series appearance.

规格参数

TECHNICAL SPECIFICATIONS

KVM-160U – KVM-10000U

项目 / Item	KVM-160U	KVM-300U	KVM-1000U	KVM-2000U	KVM-3000U	KVM-4000U	KVM-6000U	KVM-10000U
马达功率 Motor power (kW)	1.1	1.1	4	5.5	5.5	5.5	7.5	11
料桶容积 Tank capacity (L)	160	300	1000	2000	3000	4000	6000	10000
外形尺寸 (mm) L × W × H	955 950 1620	1050 1050 1700	1200 1200 2600	1550 1550 2850	1680 1680 3200	1880 1880 3200	2050 2050 3800	2350 2360 4300
净重 Net weight (kg)	150	200	455	750	890	1000	1270	1700

最大噪音： 70 dB(A) 。
电源：三相， 380 VAC ， 50 Hz 。

Maximum noise level: 70 dB(A).
Power supply: three-phase, 380 VAC, 50 Hz.

KVM-U • 产品特点

大型立式搅拌机

LARGE VERTICAL MIXER

中文特点

01 垂直安装螺旋杆，使原料充分均匀混合。

02 桶盖、减速马达及螺杆等顶部组件可拆卸，便于清理。

03 采用边上料边混合的方式，节约操作时间。

04 自动停止装置可设定 0–300 小时定时停机。

05 配置主电源开关及安全联锁保护装置，保护操作者与设备。

06 用于塑料原料、色母料及回收料等颗粒物的混合。

07 不适用于塑料粉末、食品、化学药品、易燃易爆或挥发性物品。

08 当塑料切片尺寸不均或形态不同时，需考虑原料堆积密度对使用容量的影响。

FEATURES

01 A vertically mounted screw promotes thorough, uniform mixing.

02 The lid, geared motor and screw assembly can be removed from the top for convenient cleaning.

03 Material can be loaded while mixing, reducing handling time.

04 An automatic stop timer can be set from 0 to 300 hours.

05 A main power switch and safety interlocks help protect the operator and equipment.

06 Designed for mixing plastic pellets, masterbatch and regrind.

07 Not intended for plastic powders, food, pharmaceuticals, or flammable, explosive or volatile materials.

08 For uneven flakes or other material forms, account for bulk density when assessing usable capacity.

MST
储料箱

MATERIAL STORAGE BIN



储料箱
Storage bin



配套吸料配置
Autoloader configuration

储料箱用于存放塑料颗粒，
可按需求与吸料设备配套使用。

The bin stores plastic pellets and can be paired with material-loading equipment as required.

规格参数

TECHNICAL SPECIFICATIONS

MST-50 / 100 / 200 / 300

型号 Model	吸料管径 Suction pipe (mm)	容量 Capacity (kg)	外形尺寸 (cm) L × W × H
MST-50	38	50	50 × 50 × 90
MST-100	38	100	60 × 60 × 100
MST-200	38	200	75 × 75 × 115
MST-300	38	300	90 × 90 × 120

结构特点

不锈钢结构，易于清洗、减少锈蚀，设有观察窗口。
底部吸料盒便于吸料、卸料及连接输送系统。
脚轮便于移动，制动扣便于定点摆放。
可按需求定制不同规格尺寸。

Stainless steel construction is easy to clean and resists corrosion, with a viewing window. A bottom suction box supports loading, unloading and connection to the conveying system. Casters allow easy movement, while wheel brakes secure the bin in place. Custom sizes are available.

计量混合系列

MIXING AND DOSING SERIES

SPV

两料比例阀

TWO-MATERIAL PROPORTIONING VALVE

SPV 系列两料比例阀可按设定比例输送新料与粉碎料，实现比例混合输送。可直接安装于吸料机或管路上，配合机边粉碎机即时回收利用粉碎料，降低用料成本。

The SPV series blends and conveys virgin material and regrind at a preset ratio. It mounts directly on a hopper loader or conveying line and works with a beside-the-press granulator to reuse regrind immediately, helping reduce material costs.



阀体设计使输送顺畅，外形美观，安装与操作简便。
电磁阀与气缸运行稳定，确保混料比例准确。
微电脑控制新料与次料配比，便于粉碎料即时回收。

The valve body promotes smooth material flow, with a compact design for easy installation and operation. Stable solenoid-valve and cylinder performance ensures accurate proportioning. Microcomputer control precisely regulates the virgin-to-regrind ratio for immediate material reuse.

SC-200W-2500L

输送带

BELT CONVEYOR



结构特点 / Key features

A6063 高强度铝合金框架，结构坚固，不易变形。
两侧高度可调，手轮调节方便。
四个脚轮便于移动，支撑脚可折叠收纳。
皮带运行速度可调，便于配合不同输送需求。
配备标准接口，可快速连接机械手。

Rigid A6063 aluminium-alloy frame resists deformation.
Handwheels make height adjustment easy on both sides.
Four casters allow easy movement. Support legs fold away for storage.
Adjustable belt speed suits different conveying needs.
A standard interface enables quick connection to a robot.

KGP
强力破碎机

HEAVY-DUTY GRANULATOR



选置回收中心 / Optional Cyclone Collector



产品特点
KEY FEATURES

01 强力型破碎机，适用于普通片材、管材、型材、板材、包装材料及浇道口等塑料制品的破碎回收。

02 采用密封轴承，使轴承长时间保持良好运行状态。

03 合理的刀型设计有助于获得均匀的粉碎颗粒。

04 刀座采用热缩处理，外观设计美观大方。

FEATURES

01 This heavy-duty granulator processes plastic sheets, pipes, profiles, boards, packaging materials and sprues for recycling.

02 Sealed bearings support reliable operation over extended periods.

03 A well-designed knife geometry promotes consistent regrind particle size.

04 Heat-shrunk cutter seats are paired with a clean, well-proportioned exterior design.

强力破碎机 • 规格参数

HEAVY-DUTY GRANULATORS · TECHNICAL SPECIFICATIONS

KGP-230 – KGP-960

型号 Model	马达功率 Motor power (kW)	马达功率 Motor power (HP)	粉碎室尺寸 Cutting chamber (mm)	粉碎能力 Capacity (kg/h)	固定刀 Fixed knives (pcs)	旋转刀 Rotary knives (pcs)	外形尺寸 Dimensions (mm)	净重 Net weight (kg)
KGP-230	4	5	230 × 200	100–150	2	6	860 × 600 × 1100	280
KGP-300	5.5	7.5	310 × 200	150–200	2	9	980 × 720 × 1220	430
KGP-400	7.5	10	410 × 235	200–300	2	12	1050 × 820 × 1350	500
KGP-500	11	15	510 × 290	300–400	2	15	1300 × 950 × 1700	900
KGP-600	15	20	610 × 320	350–450	2	18	1350 × 1080 × 1700	1100
KGP-700	22	30	710 × 320	400–600	2	21	1400 × 1200 × 1700	1500
KGP-800	22 / 37	30 / 50	815 × 470	600–800	4	24	2000 × 1540 × 2250	2000
KGP-960	50 / 75	50 / 75	960 × 610	700–1000	4	27	2250 × 1750 × 2750	2600

KG SERIES
静音破碎机
SOUND-INSULATED GRANULATOR



含选配集尘装置
With optional dust collection

产品特点
KEY FEATURES

01 适用于注塑、吹塑及挤出废料，结构紧凑，操作与换刀简便。渐切式设计改善切削、降低噪音； V 形转刀将物料导向中央，减少贴壁及侧壁磨损。

02 进口优质刀具硬度高、耐磨，可重复磨削；可选机外调刀架，便于动刀安装与调整。

03 高硬度粉碎室经数控加工，厚实耐磨、强度高，便于维护。 V 形带传动运行平稳，拆装检修方便。

04 全封闭双层隔音箱及隔音进料箱降低噪音；安全挡料帘减少碎料飞溅。进料箱由电动推杆开启，具自锁功能。

05 后板冷却水夹套降低粉碎室温度，减少粉碎料熔结。

06 可选粉尘分离系统及一定范围内可调脚架；厚重物料可选增加定刀排数，以提高粉碎能力。

07 可选加纤型，其粉碎室等接触部件表面硬化，刀片结合 V-4E 与 S50C 材料；欧规安全回路型采用 CE 后缀。

FEATURES

01 Granulates scrap from injection molding, blow molding and extrusion. Compact construction and quick knife changes simplify operation. Progressive cutting improves efficiency and reduces noise. V-cut rotor knives center the material to reduce sidewall buildup and wear.

02 Hard, wear-resistant imported knives can be resharpened. An optional external setting fixture simplifies rotor-knife adjustment and installation.

03 A thick, CNC-machined high-hardness chamber resists wear and is easy to maintain. The V-belt drive runs smoothly and simplifies servicing.

04 A fully enclosed, double-layer acoustic housing and insulated feed hopper reduce noise. An inlet safety curtain contains flying material. A self-locking electric actuator opens the hopper.

05 A rear cooling-water jacket lowers chamber temperature to help prevent regrind from fusing.

06 Optional dust separation and adjustable support height suit different layouts. Additional fixed-knife rows increase capacity when processing thick or heavy material.

07 For fiber-reinforced material, an optional version uses surface-hardened contact parts and V-4E/S50C blades. European-standard safety-circuit versions use the CE suffix.

静音破碎机 • 规格参数

SOUND-INSULATED GRANULATORS · TECHNICAL SPECIFICATIONS

KG-230 – KG-1200

型号 Model	马达功率 Motor power (kW)	马达功率 Motor power (HP)	粉碎室尺寸 Cutting chamber (mm)	粉碎能力 Capacity (kg/h)	固定刀 Fixed knives (pcs)	旋转刀 Rotary knives (pcs)	外形尺寸 Dimensions (mm)	净重 Net weight (kg)
KG-230	4	5	230 × 200	100–150	2	6	950 × 700 × 1410	500
KG-400	7.5	10	410 × 235	200–250	2	12	1170 × 910 × 1650	800
KG-500	11	15	515 × 290	300–350	2	15	1300 × 1040 × 1920	1100
KG-600	15	20	610 × 320	350–450	4	18	1360 × 1140 × 2140	1350
KG-800	22	30	815 × 470	450–600	4	24	1840 × 1520 × 2630	2500
KG-960	37	50	960 × 610	600–800	4	27	2100 × 1780 × 2850	3000
KG-1200	75	100	1200 × 800	800–1200	4	12	2300 × 2200 × 3700	7500

以上规格及参数仅供参考，如有更改，恕不另行通知。

Specifications are for reference and may change without notice.

产品配件

PRODUCT ACCESSORIES



Magnetic frame



Temperature control meter



Desiccant-wheel



Heating tube of mold temperature controller



Mold temperature controller pump



Mold temperature controller shaft seal



Dryer base



Heating pipe for Hopper Dryer



Diaphragm valve



Different PCB Boards for Autoloader/Dehumidifier/Chiller



Water flow distributor



Drying hopper fan



High pressure fan



Filter screen for Autoloader



Glass tube



Autoloader motor



Filter



Screen for Hopper Dryer



Nozzle



Autoloader filter screen



Dust Collector filter